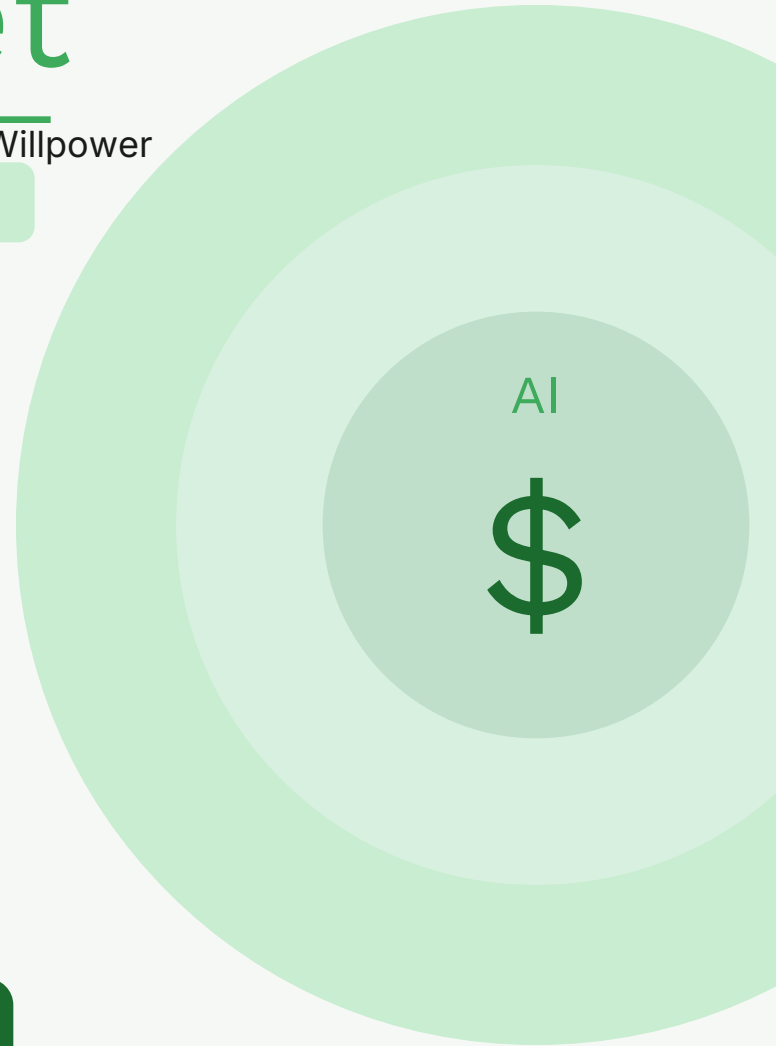


5 AI TOOLS

to Automate Your Budget

Stop Overspending Without Spreadsheets or Willpower

Copilot · Cleo · YNAB · Monarch · Rocket Money



WHAT'S INSIDE:

- 5 AI budgeting tools, reviewed & rated
- What each tool does & who it's best for
- Pricing, platform & standout features
- Quick comparison + decision guide

moneymakinghints.com

Subscribe: youtube.com/@MoneyMakingHints

Why Traditional Budgets Fail (And AI Fixes It)

Traditional Budget Problems

AI Budget Tools

You only find out you overspent at month-end

Requires manual data entry every week

No real-time feedback or alerts

Easy to ignore when life gets busy

Connect to your accounts automatically

Categorize every transaction without input

Send alerts before you hit your limit

Learn your spending patterns over time

DID YOU KNOW?

According to C+R Research, the average person estimates they spend \$86/month on subscriptions. The real number is \$219. AI tools catch this gap instantly.¹

HOW AI BUDGETING WORKS IN 3 STEPS

1

Connect

Link your bank, credit card, and investment accounts in minutes using secure read-only access.

2

Automate

The AI categorizes every transaction automatically and builds your spending profile over time.

3

Act

Get real-time alerts, insights, and suggestions before you overspend — not after.

THE KEY INSIGHT

The biggest problem with manual budgets is the feedback delay. You make spending decisions all month, then review them at month-end — by then, the damage is done. AI tools give you a real-time mirror of your spending, changing the game entirely.

1. C+R Research, Subscription Economy Survey — crresearch.com/blog/subscription-economy-survey-results/



Copilot

Best Overall

Tool 1 of 5

COST

~\$13/month

PLATFORM

iOS only

BEST FOR

Full financial picture — spending, net worth & investments

WHAT IT DOES

Connects all your bank, credit card, and investment accounts automatically. Auto-categorizes every transaction and sends real-time alerts before you hit spending limits. Net worth tracking gives you the complete financial picture in one beautifully designed dashboard.

STANDOUT FEATURE

AI categorization that learns from your corrections — within 2 weeks it's nearly hands-free. No more manually sorting groceries vs. restaurants.

PRO

Best-in-class UI, fast syncing, excellent investment tracking

CON

iOS only — Android users cannot use it

SETUP TIME

10 minutes

TIME TO VALUE

Immediate — categories auto-populate within 24 hrs

DIFFICULTY

Very Easy (1/5)

IDEAL FOR

- Investors tracking net worth
- iOS users wanting polish
- People who hate spreadsheets

PRO TIP


Connect your investment accounts first — seeing net worth alongside spending is the 'aha moment' that makes Copilot click for most users.

GET STARTED IN 5 STEPS

- Step 1 Download from App Store
- Step 2 Connect bank & credit cards
- Step 3 Connect investment accounts
- Step 4 Review auto-categories after 48 hrs
- Step 5 Set spending limits per category

RATING: ★ ★ ★ ★ ★ Best Overall

Learn more: <https://copilot.money>



Cleo

Best for Accountability

Tool 2 of 5

COST

Free / ~\$6/month (pro)

PLATFORM

iOS & Android

BEST FOR

People who want accountability with personality

WHAT IT DOES

AI chatbot that answers money questions in plain English — "Can I afford dinner tonight?" gets a real, data-backed answer. Auto-saves based on your rules, tracks spending by category, and sends surprisingly motivating weekly money summaries.

STANDOUT FEATURE

"Roast mode" — Cleo calls out your bad spending habits directly and memorably. Blunt, funny, and surprisingly effective at making you think twice before impulse purchases.

PRO

Fun & engaging — actually changes spending behavior

CON

Limited investment tracking vs. dedicated tools

SETUP TIME

5 minutes

TIME TO VALUE

First spending insight within minutes of connecting

DIFFICULTY

Very Easy (1/5)

IDEAL FOR

- First-time budgeters
- People who ignore boring apps
- Anyone who overspends dining out

PRO TIP

Try Roast mode on a Monday morning after a weekend. The feedback is blunt enough to actually change habits — most users say it's more effective than any spreadsheet.

GET STARTED IN 5 STEPS

- Step 1 Download app (iOS or Android)
- Step 2 Connect your primary bank account
- Step 3 Ask Cleo: 'How much did I spend last week?'
- Step 4 Set one auto-save rule (\$5-\$10/week)
- Step 5 Enable the weekly spending recap

RATING: ★★★★★ Best for Accountability

Learn more: <https://web.meetcleo.com>



YNAB

Best for Discipline

Tool 3 of 5

COST

~\$14.99/mo or \$99/yr

PLATFORM

iOS & Android

BEST FOR

Variable income earners & zero-based budgeting

WHAT IT DOES

Every dollar gets assigned a job before you spend it — the zero-based budgeting method. AI predicts upcoming bills, flags overspending by category, and syncs across all devices instantly. Powerful reports show exactly where your money went.

STANDOUT FEATURE

"Age of Money" metric — shows how long your money sits before being spent. Goal is 30+ days, meaning you live on last month's income, not this month's. That's the ultimate financial stability signal.

PRO

Proven results — users report saving avg. \$600 in their first 2 months

CON

Steeper learning curve — takes 1-2 weeks to master the method

SETUP TIME

30-45 minutes

TIME TO VALUE

Full value after 2-4 weeks of consistent use

DIFFICULTY

Advanced (4/5)

IDEAL FOR

- Freelancers & variable income

- Anyone rebuilding after debt

- Budget control-seekers

PRO TIP

The first month feels hard because you're setting up categories. Stick with it — by month two your categories run on autopilot and your Age of Money will be climbing.

GET STARTED IN 5 STEPS

- Step 1 Start free 34-day trial at ynab.com
- Step 2 Complete the 3-part setup guide in-app
- Step 3 Create your category groups
- Step 4 Assign every dollar from current balance
- Step 5 Check the app daily for first 2 weeks

RATING: ★★★★★ Best for Discipline

Learn more: <https://www.ynab.com>



Monarch Money

Best for Couples

COST
~\$14.99/month

PLATFORM
iOS & Android

BEST FOR
Couples or households managing money together

WHAT IT DOES

Shared dashboards and collaborative budgets where both partners see identical real-time data. Includes net worth tracking, AI-tagged transaction feed, cash flow projections, and goal tracking for big shared purchases.

STANDOUT FEATURE
Both partners see the same data in real time — no more 'who spent what' arguments. Leave notes on specific transactions for your partner. Built for financial teamwork.


PRO
Seamless shared access — genuinely reduces couple money stress

CON
Monthly fee is higher compared to single-user alternatives

SETUP TIME
15-20 minutes per person

TIME TO VALUE
Immediate clarity on shared spending on day one

DIFFICULTY
Easy (2/5)



IDEAL FOR

- Married couples
- Shared household finances
- Planning big joint goals

PRO TIP
Both partners should each set their own spending categories in week one, then compare notes. Seeing each other's assumptions about 'dining out' sparks the most valuable money conversations.

GET STARTED IN 5 STEPS

- Step 1 One partner creates the account
- Step 2 Invite second partner via email link
- Step 3 Both connect individual accounts
- Step 4 Review shared transaction feed together
- Step 5 Set joint budget goals per category

RATING: ★ ★ ★ ★ ☆ Best for Couples

Learn more: <https://www.monarchmoney.com>



Rocket Money

Tool 5 of 5

Best for Cutting Costs

COST

Free / \$6-\$12/mo (premium)

PLATFORM

iOS & Android

BEST FOR

Killing forgotten subscriptions & negotiating bills

WHAT IT DOES

Scans all linked accounts for recurring charges and surfaces subscriptions you forgot about — then cancels them with a tap. Also negotiates lower rates on existing bills (internet, cable, insurance) on your behalf with zero effort.

STANDOUT FEATURE

Bill negotiation: Rocket Money contacts your service providers directly and requests a lower rate. They only keep a percentage of savings if they succeed — zero cost if they fail.

PRO

Average user saves \$720/year — the app pays for itself within days

CON

Bill negotiation feature requires premium plan (\$6-\$12/mo)


SETUP TIME

10 minutes

TIME TO VALUE

Finds first unused subscription within hours

DIFFICULTY


 Very Easy (1/5)

IDEAL FOR

- Anyone with forgotten subscriptions
- People overpaying for cable/internet
- Quick-win seekers

PRO TIP

After connecting accounts, go straight to the Subscriptions tab and sort by 'Oldest'. Those long-forgotten charges at the bottom are usually costing the most without delivering any value.

GET STARTED IN 5 STEPS

- Step 1 Download app & connect all accounts
- Step 2 Open Subscriptions tab
- Step 3 Sort by 'Oldest' to find forgotten charges
- Step 4 Cancel unwanted subs with one tap
- Step 5 Activate Bill Negotiation for big bills

RATING: ★ ★ ★ ★ ☆ Best for Cutting Costs

Learn more: <https://www.rocketmoney.com>

Quick Comparison Table

Tool	Best For	Cost	Platform	Stars	Tag
Copilot	Full financial picture	~\$13/mo	iOS only	★★★★★	Best Overall
Cleo	Accountability + personality	Free – \$6/mo	Both	★★★★☆	Accountability
YNAB	Zero-based discipline	\$15/mo or \$99/yr	Both	★★★★★	Discipline
Monarch Money	Couples & households	~\$15/mo	Both	★★★★☆	Couples
Rocket Money	Cut subscriptions & bills	Free – \$12/mo	Both	★★★★☆	Cost Cutter

WHICH TOOL IS RIGHT FOR YOU?

- I want the best all-around app → Copilot (iOS) or Monarch Money
- I keep ignoring my budget → Cleo — the personality keeps you engaged
- I have irregular income → YNAB — built for variable cash flow
- My partner and I fight about money → Monarch Money — shared visibility stops arguments
- I want quick wins without effort → Rocket Money — kill unused subscriptions today

QUICK START TIPS

<p>Start Free</p> <p>Cleo and Rocket Money have solid free tiers. No credit card needed to try.</p>	<p>iOS First</p> <p>Start with Copilot — most polished experience for Apple device users.</p>	<p>Couples</p> <p>Monarch Money pays off within the first real conversation it prevents.</p>	<p>Power Users</p> <p>YNAB's method delivers the biggest long-term financial transformation.</p>
--	--	---	---

Want the full video breakdown?

Watch the full video: youtube.com/@MoneyMakingHints | More free guides: moneymakinghints.com

Brand names shown for informational purposes only. Not sponsored by or affiliated with any mentioned companies. This guide is for educational purposes only.